



Scott Home Inspection, LLC
Complete Home Performance Assessment
970-532-2424
www.ScottHomeInspection.com

Sewer Scope Inspection Report

James E Jones

Property Address:
9876 Picket Fence Rd
CO



Inspection Date:
5/5/2015



General Information

This confidential report is furnished for the use of the client only. It is not intended to be relied upon for any purpose by any other party not named on the report and Inspection Agreement.

This inspection was performed in accordance with and under the terms of the **Sewer Scope Inspection Agreement**. The agreement was signed and agreed upon before the preparation of this report and a signed copy of the agreement is available upon request. An unsigned copy of the agreement is available on our web site at: www.scotthomeinspection.com/agreement.html

Scott Home Inspection conducts all inspections according to the recommended procedures outlined by the camera equipment manufacturer, and follows the American Society of Home Inspectors (ASHI) Code of Ethics for every sewer scope inspection performed.

Date: 5/5/2015

Property:

9876 Picket Fence Rd
CO

Customer:

James E Jones

In Attendance:

Client and their agent

Style of Home:

Single Family

Age Of Home:

Over 10 Years

Weather:

Cloudy

Interpreting the Inspection Results

Each item or area inspected will be marked with a finding, which represents the inspection result for that item. The following descriptions represent an explanation for each of the inspection findings.

Inspected - Appears Functional = The item, component, or unit was visually observed, and if no other comments were made, then the item appeared to be functioning as intended, allowing for normal wear and tear.

Repair or Replacement Recommended = The item, component or unit was visually observed, and is not functioning as intended or needs further inspection by a qualified specialist. Items, components or units that can be repaired to satisfactory condition may not need replacement.

General Maintenance Item = These are repairs that, in the opinion of the inspector, are regular maintenance items typical for all homes.

Repair to these items is not urgent, but should be performed in the near future.

Further Evaluation Needed = The item needs to be evaluated by a specialist, as outlined, to address the noted concerns .

Limited Inspection = The item, component, or unit was not fully inspected, and some form of limitation is preventing a complete inspection of the item/area. The report will state a reason for the limited inspection of the item.

Not Inspected = The item, component, or unit was not inspected, and no representations of whether or not it was functioning as intended are made. The report will state a reason for not inspecting the item.

Not Present = The item, component or unit is not in this home or building.



Scott Home Inspection, LLC
Complete Home Performance Assessment
970-532-2424
www.ScottHomeInspection.com

Table of Contents

Cover Page.....	1
Intro Page.....	2
Table of Contents.....	3
1 Sewer Scope Inspection.....	4

1. Sewer Scope Inspection

A sewer scope inspection is a video camera inspection to inspect the main sewer line from the house to the street or sewer service point to the property. The line is accessed through a clean out or access point in the home, which could include a basement/crawlspace clean out, a toilet drain line, or a roof vent. The inspector will determine the best access point, and the report will outline where the line was entered. The camera inspection does not scope every drain line in the home or all the drain lines running underneath the basement slab, for example. The intent is to inspect the line that runs from the house to the final service point, and to inspect this buried line for defects. The results of the inspection are outlined below.

DESCRIPTION

Type of Sewer Pipe Material:

ABS Plastic


PVC Plastic

OBSERVATIONS & RECOMMENDATIONS

1.0 LOCATION OF CAMERA ENTRY

Inspection Note

A clean out was present in the basement. The camera inspection was performed through this location.



1.0 Item 1(Picture)



1.0 Item 2(Picture)


1.1 LENGTH OF SEWER LINE

Inspection Note

The overall length of the sewer line from the entry point to the sewer main is approximately 130 feet.



1.1 Item 1(Picture)




1.1 Item 2(Picture)

1.2 CONDITION OF SEWER LINE

No Repair Concerns Noted


The sewer line was in good condition when the camera scope was performed. No areas of concern were noted at this time. Periodic inspection of the line is recommended, to ensure the line remains in good condition, with no root intrusion or other concerns developing. No action is needed at this time.




1.2 Item 1(Picture)



1.2 Item 2(Picture)



1.2 Item 3(Picture)



1.2 Item 4(Picture)

1.3 VIDEO OF SEWER LINE

Inspection Note

A video of your sewer line has been uploaded for viewing and reference. Access your video by visiting the following link: <https://www.youtube.com/watch?v=Wgbe8p0E37M&feature=youtu.be>